

H.C.B-B1008 UNIVERSAL AXLES WHEEL BEARING REMOVAL/ INSTALLATION TOOL KIT PAT. 201280 USA PAT.



Application: MERCEDES-BENZ ML (W163), MERCEDES-BENZ (W140), BMW (E39) , BMW (E36/E46) ,VW TOUARG, VW GOLF, VW A4, TOYOTA, MARCH, FORD, VOLVO.....etc.

Rating: Not Rated Yet

Price:

Sales price:

Discount:








[Ask a question about this product](#)

Manufacturer: [HCB Specialty Tools](#)

Description



STEP -----

<p>Optional : H.C.B-A1641</p>  <p>The image shows a blue plastic toolbox for the optional tool H.C.B-A1641. Below the toolbox is a small inset photo showing the tool being used on a vehicle's wheel hub.</p>	 <p>A diagram of a Benz W140 wheel hub assembly with a bearing being removed. Red arrows and numbers 1 through 12 point to various components and tool contact points.</p> <p>Benz W140 Bearing Removal</p>	 <p>A diagram of a Benz W140 wheel hub assembly with a bearing being installed. Red arrows and numbers 1 through 9 point to various components and tool contact points.</p> <p>Benz W140 Bearing Installation</p>	 <p>A diagram of a Benz W140 wheel hub assembly with an axle being installed. Red arrows and numbers 1 through 3 point to the axle and hub components.</p> <p>Benz W140 Axle Installation</p>
 <p>A diagram of a BMW E90 wheel hub assembly with a bearing being removed. Red arrows and numbers 1 through 5 point to the bearing and hub components.</p> <p>BMW E90 Bearing Removal</p>	 <p>A diagram of a BMW E90 wheel hub assembly with a bearing being installed. Red arrows and numbers 1 through 11 point to the bearing and hub components.</p> <p>BMW E90 Bearing Installation</p>	 <p>A diagram of a BMW E90 wheel hub assembly with an axle being installed. Red arrows and numbers 1 through 3 point to the axle and hub components.</p> <p>BMW E90 Axle Installation</p>	